



State Investment Promotion Board, Chhattisgarh

User Guide for Online Registration and Availing Department Services

CHHATTISGARH GOVERNMENT, STATE INVESTMENT PROMOTION BOARD |
Address: Shastri Chowk,
Raipur (C.G.)-492001
Phone: 0771-4066351,52
Email: dtic-directorate.cg@gov.in

Table of Contents

1	About the Department.....	2
1.1	Registration for Single Window	2
1.2	Water Connection Registration	13
1.2.1	Stepwise Process of Registration through SIPB	13
1.2.2	Download of the certificates.....	15

1 About the Department

The State Investment Promotion Board of Chhattisgarh aims to promote industrial investments in the State of Chhattisgarh, by vesting certain rights specified herein, in a person or persons including bodies, corporate, intending to make investments in various economic sectors for furthering industrial and economic growth; and to empower an agency or agencies designated by the State for facilitating such investments by making processes and procedures transparent and mutually beneficial, in the best interests of the investors and the State of Chhattisgarh and further, to cast certain obligations and responsibilities on such agencies to perform functions entrusted to them within specified period.

1.1 Registration for Single Window

For availing the facility of online services of various department of Chhattisgarh, users will have to register online. An e-dashboard will be generated for the user from which the services of various departments can be availed.

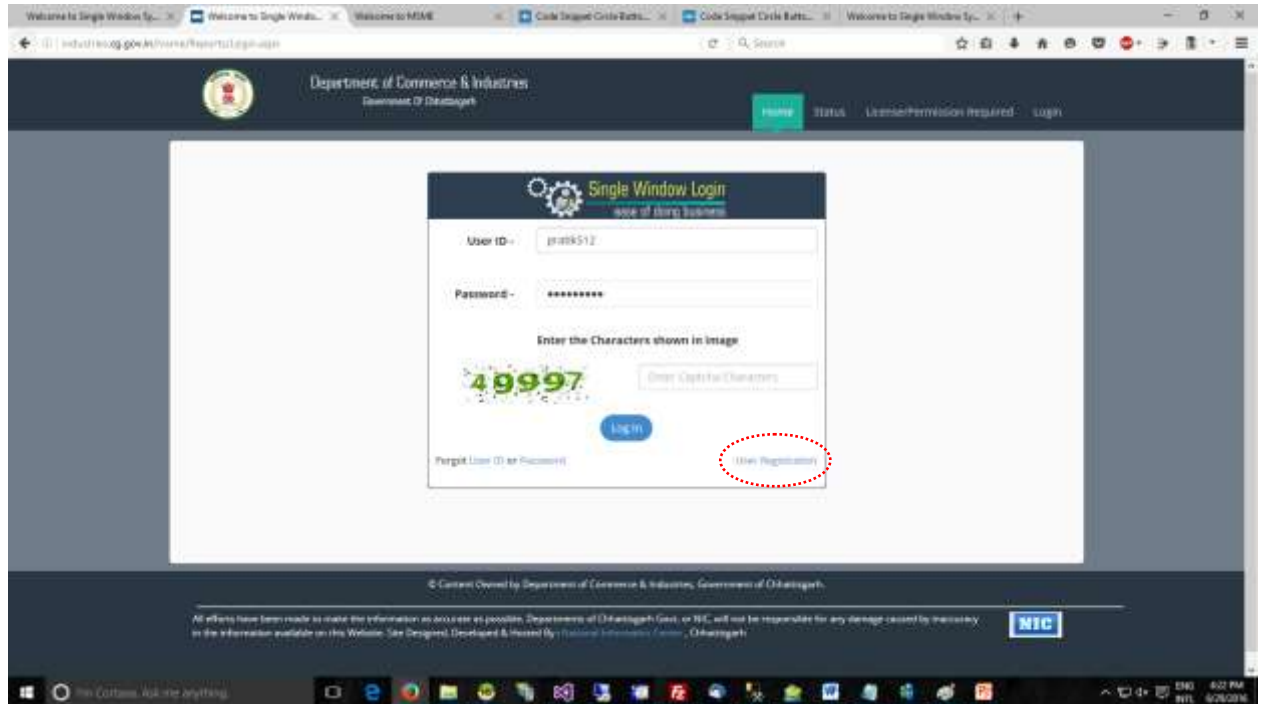
Stepwise process for availing Single Window Services:

Step 1 User Registration: User registers himself once with Single window (SW) and creates an account.

- Go to <http://industries.cg.gov.in/> and click on Single Window Login



- Click on User Registration for new user registration



- Fill the form appropriately

The 'New User Registration' form is titled 'New User Registration' and includes a note: '(*) Mark Fields Are Mandatory'. It is divided into two main sections:

Enterprise Details

Name of Enterprise:*	Enter Your Enterprise Name	Organization Type:*	Select
PAN:*	Enter PAN Number	TAN:	Enter TAN Number
EPFO Registration No	Enter EPFO Registration Number	ESI Registration No :	Enter ESI Registration Number
Telephone:	Enter Telephone Number with STD Code	Fax:	Enter Your Fax Number
Website Url:	Enter Your Website	Official Email id:	Enter Official Email id

Communication Address

Block No/ House No:*	Enter Block No/ House No.	Road/Street/Lane:*	Enter Road/Street/Lane.
Area/Locality:*	Enter Area/Locality.	PinCode:*	Enter Your PinCode
State:*	Chhattisgarh	District:*	Select District

Entrepreneur Details (fill details based on organization type)

- Fill all the details and click on 'Register'

Entrepreneur Details (fill details based on organization type) + Add More

Entrepreneur Name	Gender	Category	Knowledge Level	Equity Participation(In %)	Equity Participation(In %)
<input type="text" value="Entrepreneur Name"/>	<input type="text" value="Select"/>	<input type="text" value="Select"/>	<input type="text" value="Select"/>	<input type="text" value="in Rupees"/>	<input type="text" value="in Percent"/>

Authorized Representative Details


Representative Name: **Mobile Number:**

Aadhar Number: **Email:**

Login Details

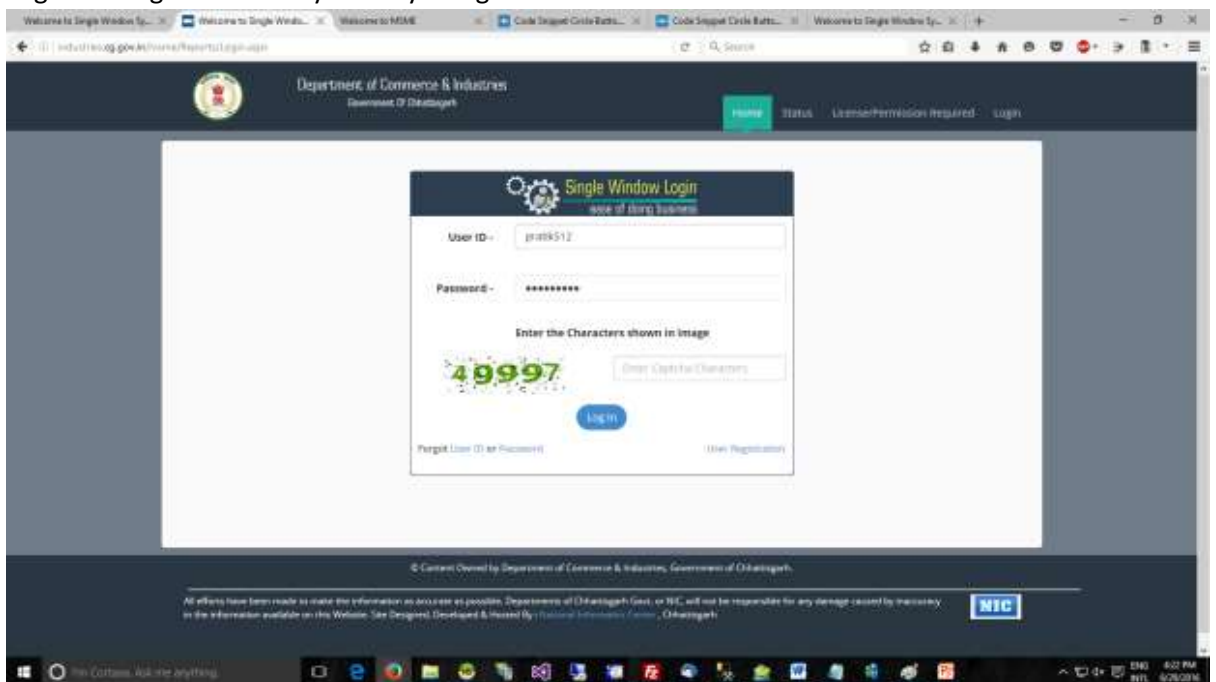
Password Policy:- Minimum 8 and Maximum 15 characters, atleast 1 UpperCase Alphabet, 1 LowerCase Alphabet, 1 Number and 1 Special Character(!@#\$%^&*)

User ID (Preferred):* **Password:*** **Confirm Password:***

Enter the Characters shown in image 

- User ID and Password is created which can be used for login

- Login on Single Window System by using the User ID and Password




Department of Commerce & Industries
Government of Odisha

Single Window Login
one of thing business

User ID:-

Password:-

Enter the Characters shown in image 

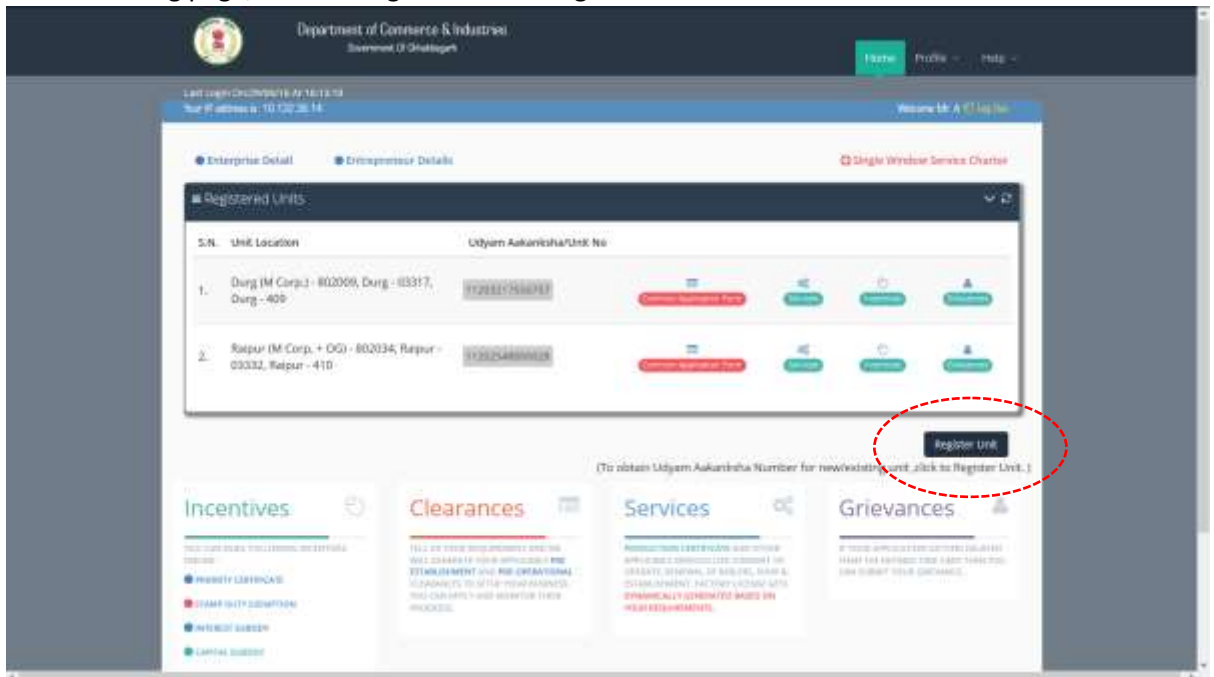
© Content Owned by Department of Commerce & Industries, Government of Odisha.

All efforts have been made to make the information as accurate as possible. Department of Odisha Govt. or NIC, will not be responsible for any damage caused by inaccuracy or the information available on this Website. (Site Designer, Developer & Hosted by: National Informatics Centre, Odisha Govt.)

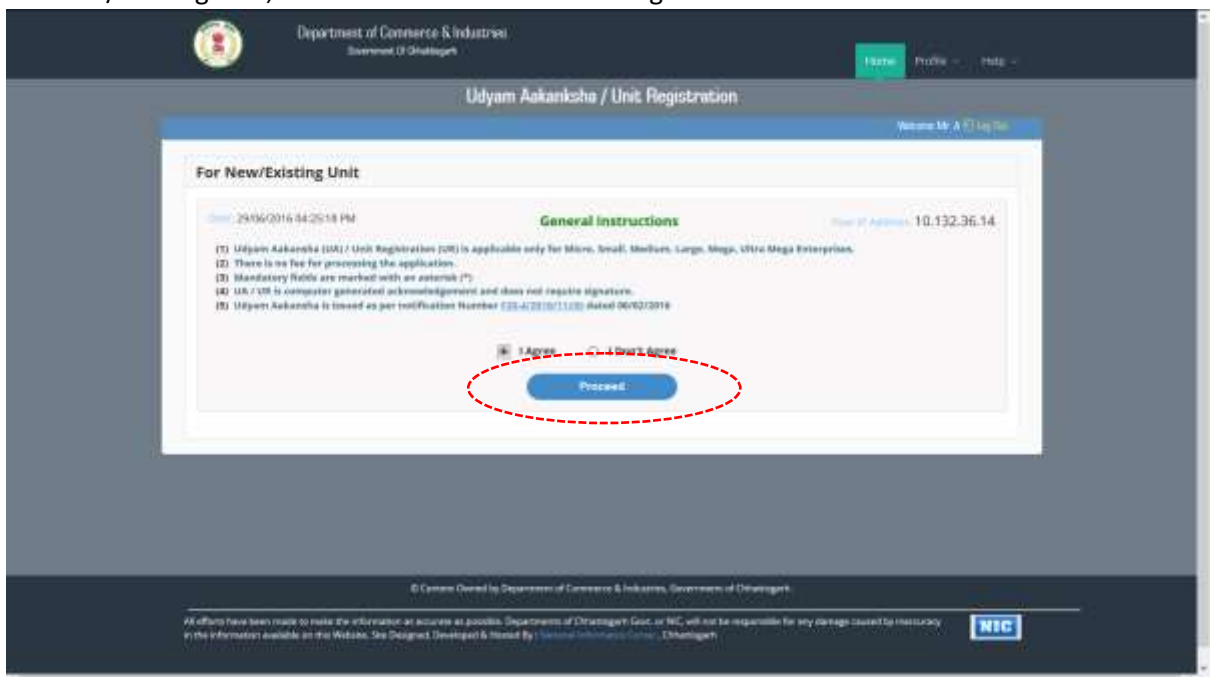
NIC

Step 2 Unit Registration: User can register their units after logging into the Single Window.

- On the landing page, click on Register Unit to register a new unit



- For New/Existing Unit, read the terms and click on 'I Agree' to Proceed



- On Enterprise/Unit Detail, fill the required details

- Fill the details on product/Service and click on 'Add Product/Service'

The screenshot shows the 'Myer Aukarika / Itau Registration' form, specifically Section 3: Product / Service Details. The form includes fields for:

- 1. Name of Enterprise
- 1.1 Industry Type
- 1.2 Type of Registration
- 1.3 Nature of Operation
- 2. Proposed Location of Enterprise (including 2.1 State, 2.2 District, 2.3 Village/Town, 2.4 Village/Town, 2.5 Postal Code, 2.6 Address)
- 3. Product / Service Details (including 3.1 Nature of Product/Service, 3.2 Manufacturing Activity, 3.3 Product/Service Name, 3.4 Activity Code, 3.5 Estimated Capacity)

 The 'Add Product/Service' button is highlighted with a red dashed circle.

- Fill the other details and click on 'Save & Continue'

The screenshot shows the 'Myer Aukarika / Itau Registration' form, specifically Section 4: Investment and Operation Details. The form includes fields for:

- 4.1 Investment and Operation Details (including 4.1.1 Investment, 4.1.2 Start Date, 4.1.3 End Date)
- 4.2 Land (including 4.2.1 Land, 4.2.2 Area)
- 4.3 Water Supply (including 4.3.1 Water Supply)
- 4.4 Power & Machinery (including 4.4.1 Power, 4.4.2 Machinery)
- 4.5 Proposed Schedule of Installation of Plant & Machinery / Equipment
- 4.6 Expected Number of Commencement of Production/Service Activity
- 4.7 Power Load (including 4.7.1 Power Load)
- 4.8 Any Other Source of Energy
- 5. Proposed Employment (including 5.1 Administrative & Managerial Personnel, 5.2 Skilled Labour, 5.3 Unskilled Labour)

 The 'Save & Continue' button is highlighted with a red dashed circle.

- On Entrepreneurial/Applicant Detail tab, fill the required details and click 'Save & Continue'

The screenshot shows the 'Udyam Aakansha / Unit Registration' form. The 'Entrepreneur Details' section includes fields for Name, Gender, State, Category, Education Level, and CM Equity Participation. The 'Applicant Details' section includes fields for Name of Applicant, Mobile Number, Pan Number, and Email ID. A red dashed oval highlights the 'Save & Continue' button at the bottom of the form.

- After generation of acknowledgement, user will be redirected to Udyam Aakansha/Unit Registration Preview. Review the details and click 'Confirm'

The screenshot shows the 'Udyam Aakansha / Unit Registration Preview' page. The details from the previous form are displayed in a preview format. The 'Confirm' button is highlighted with a red dashed oval.

6. Communication Address of Enterprise

6.1 Block No./House No.	New Road	6.2 Road Street Lane	6.3 Pin Code
6.4 State Locality	Block - 1234/Phase	6.5 Pin Code	6.6 City
6.7 District	Chennai	6.8 District	State
6.9 Mobile No.		6.10 Email Address	user@domain.com

Entrepreneur Details

Name	Gender	State	Category	Education Level	CM Equity Participation	Applicant ID
Mr. A	Male	Tamil Nadu	Entrepreneur	Graduate	25%	12345678

Applicant Details

8.1 Name of Applicant	Mr. A	8.2 Mobile Number	9999999999
8.3 Pan Number		8.4 Email	user@domain.com

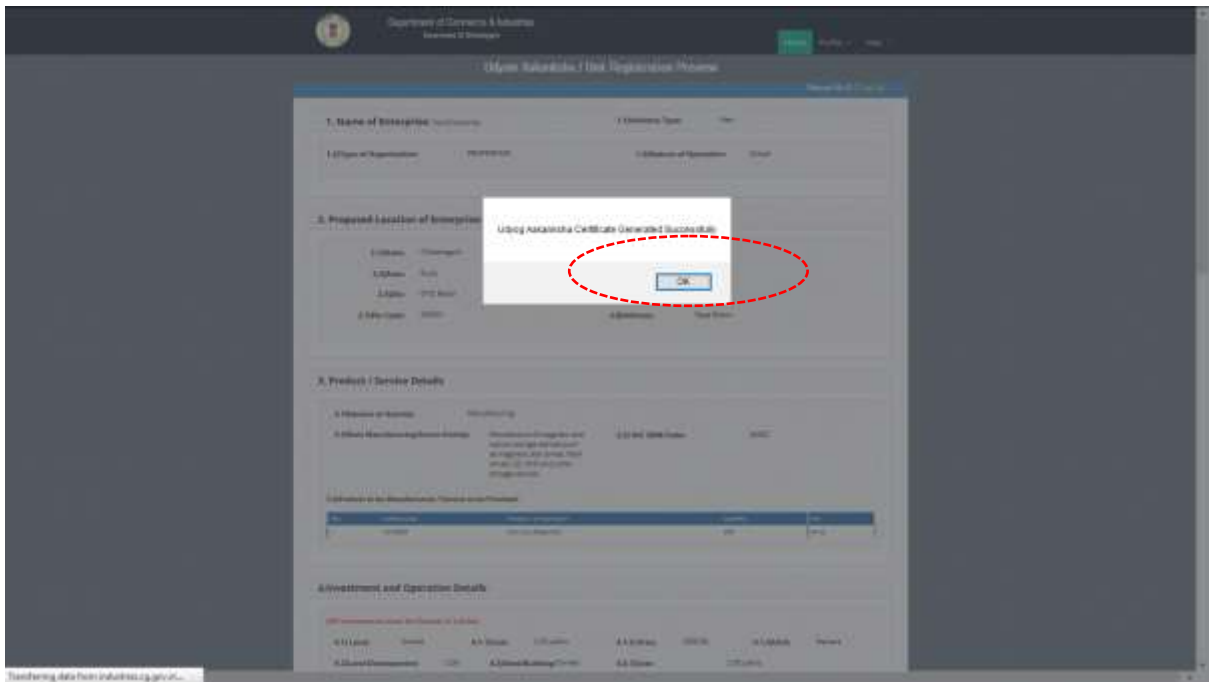
Marketing

I have read and understood the terms and conditions of the Udyam Aakansha/Unit Registration process and I agree to the same.

I have not read and understood the terms and conditions of the Udyam Aakansha/Unit Registration process and I do not agree to the same.

The 'Confirm' button is highlighted with a red dashed oval.

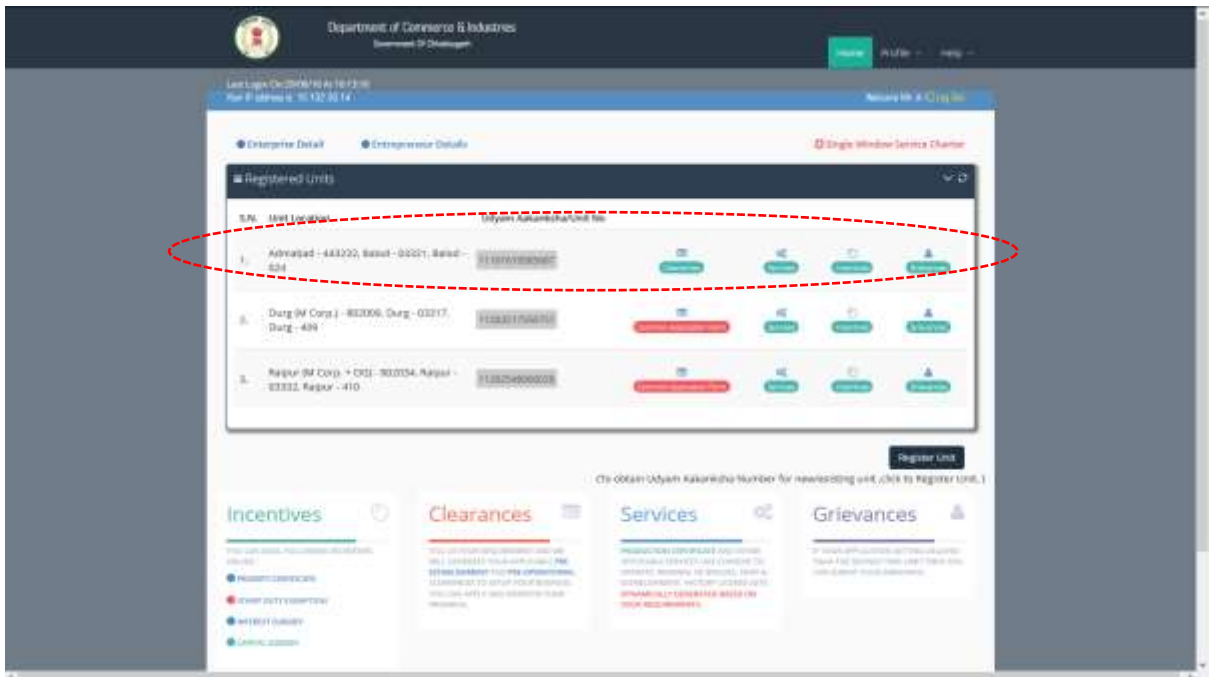
- After confirming the details, the box with Udyam Aakansha Certificate Generated Successfully appears. Click OK



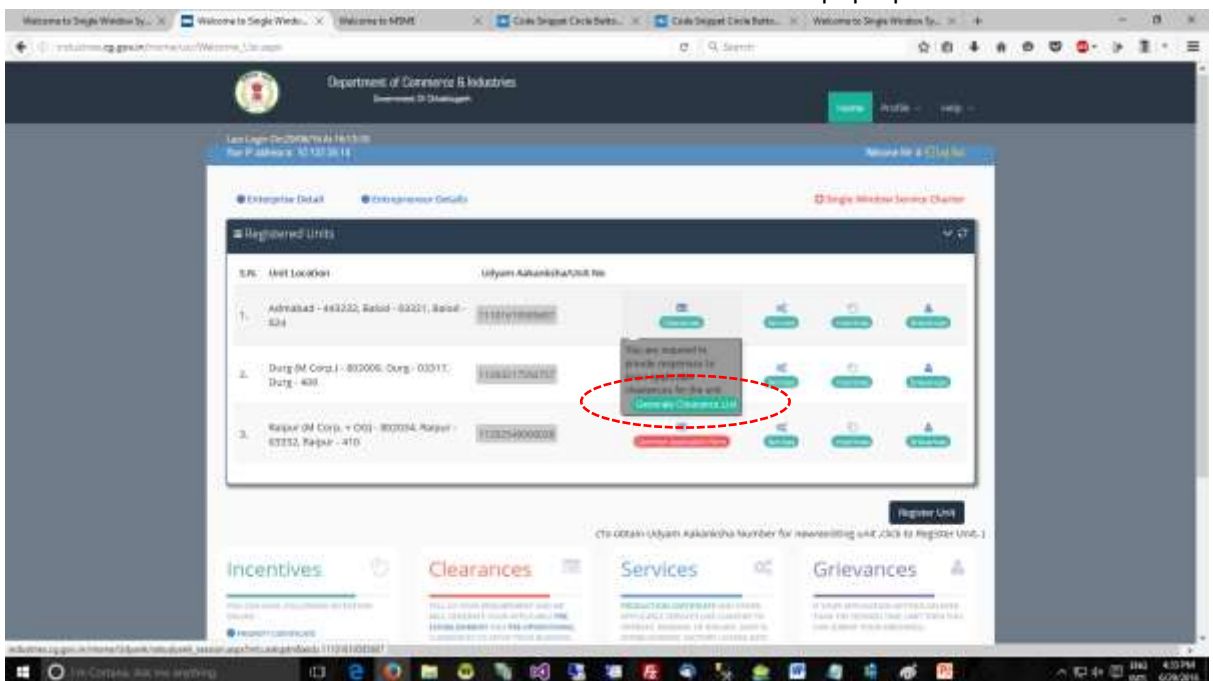
- An acknowledgement is generated with the Udyam Aakansha/Unit No.

For: New Industry	DISTRICT TRADE & INDUSTRIES CENTRE, DURG	Reference No:- 1464142118														
Udyam Aakansha / Unit No.	<table border="1" style="display: inline-table; border-collapse: collapse;"> <tr> <td style="padding: 2px 5px;">1</td><td style="padding: 2px 5px;">1</td><td style="padding: 2px 5px;">2</td><td style="padding: 2px 5px;">0</td><td style="padding: 2px 5px;">3</td><td style="padding: 2px 5px;">2</td><td style="padding: 2px 5px;">1</td><td style="padding: 2px 5px;">7</td><td style="padding: 2px 5px;">5</td><td style="padding: 2px 5px;">5</td><td style="padding: 2px 5px;">0</td><td style="padding: 2px 5px;">7</td><td style="padding: 2px 5px;">5</td><td style="padding: 2px 5px;">7</td> </tr> </table>	1	1	2	0	3	2	1	7	5	5	0	7	5	7	Issue Date :- 13/06/2016 Validity:- 12/06/2018
1	1	2	0	3	2	1	7	5	5	0	7	5	7			
UDYAM AAKANKSHA / UNIT NO. (ACKNOWLEDGEMENT)																
<p>This is to certify that M/S TEST ENTERPRISE has filed Udyam Aakansha,expressing its intent to set up a SMALL - MANUFACTURING ENTERPRISE AT VILLAGE - DURG (M CORP) IN TEHSIL DURG OF DISTRICT DURG IN THE STATE OF CHHATTISGARH , PIN - 492005</p>																
Main manufacturing/ Service activity		NIC 2008 Code														
MANUFACTURE OF CHOCOLATE AND CHOCOLATE CONFECTIONERY		10732														
Details of item/items to be manufactured/ service to be provided																
S.No	Items of manufacture/ Type of service to be rendered	Activity Code	Capacity	Unit												
1	Chocolate and other food preparations containing cocoa (except sweetened cocoa powder), in bulk forms	2365000	100	Tonne												
Disclaimer:-																
This acknowledgement is generated on the basis of information provided by the applicant and has not been verified.																
Note:-																
This acknowledgement is issued subject to notification F20-4/2016/11(6) dated 06/02/2016 regarding the significance																
1. implications and legal status of filing of Udyam Aakansha / Unit No.(copy of notification is available on website http://industries.cg.gov.in).																
2. This is computer generated acknowledgement and does not require signature.																
The issue of this acknowledgement does not bestow any legal right. The enterprise is required to seek requisite																
3. clearances/licences/Permits required under statutory obligation stipulated under laws of central/ State Government/ court orders.																
4. Unit Id is to be quoted for all future communication with department.																

- The new unit is registered and shown on the line items



- Click on 'Clearances' and then on 'Generate Clearance List' from the pop-up



- Populate the form with the appropriate response

Department of Commerce & Industries
Government of Karnataka

Please answer below questions to get approval from us for setting up & starting a business on per-quisite needs of your business

Please select Type of Enterprise: Manufacturing Service

Pre-Established Customers

Organization Type

Q1. What type of Organization?

Sole Proprietorship
 Proprietorship
 Partnership
 Private Limited
 Public Limited

Business to B2B Equations

Q2. Do you sell your products/services to other businesses?
 Yes
 No

Partners

Q3. Do you have any partners?
 Yes
 No

Q4. Do you have any partners who are foreign nationals?
 Yes
 No

Q5. Do you have any partners who are minors?
 Yes
 No

Q6. Do you have any partners who are insolvent?
 Yes
 No

Q7. Do you have any partners who are bankrupt?
 Yes
 No

Q8. Do you have any partners who are under legal proceedings?
 Yes
 No

Q9. Do you have any partners who are under any other legal proceedings?
 Yes
 No

- Click 'Submit' after selecting the appropriate response

Department of Commerce & Industries
Government of Karnataka

Q10. Do you have any other information to provide?
 Yes
 No

Why do you need this approval?

Q11. Do you need this approval for your business operations?
 Yes
 No

Export Related

Q12. Do you export goods/services abroad?
 Yes
 No

Q13. Do you require a valid B2B Equations International?
 Yes
 No

Q14. Are you registered with GST as a service provider?
 Yes
 No

Q15. Are you registered with GST as a manufacturer?
 Yes
 No

Q16. Are you registered with GST as a trader?
 Yes
 No

Q17. Do you have any other information to provide?
 Yes
 No

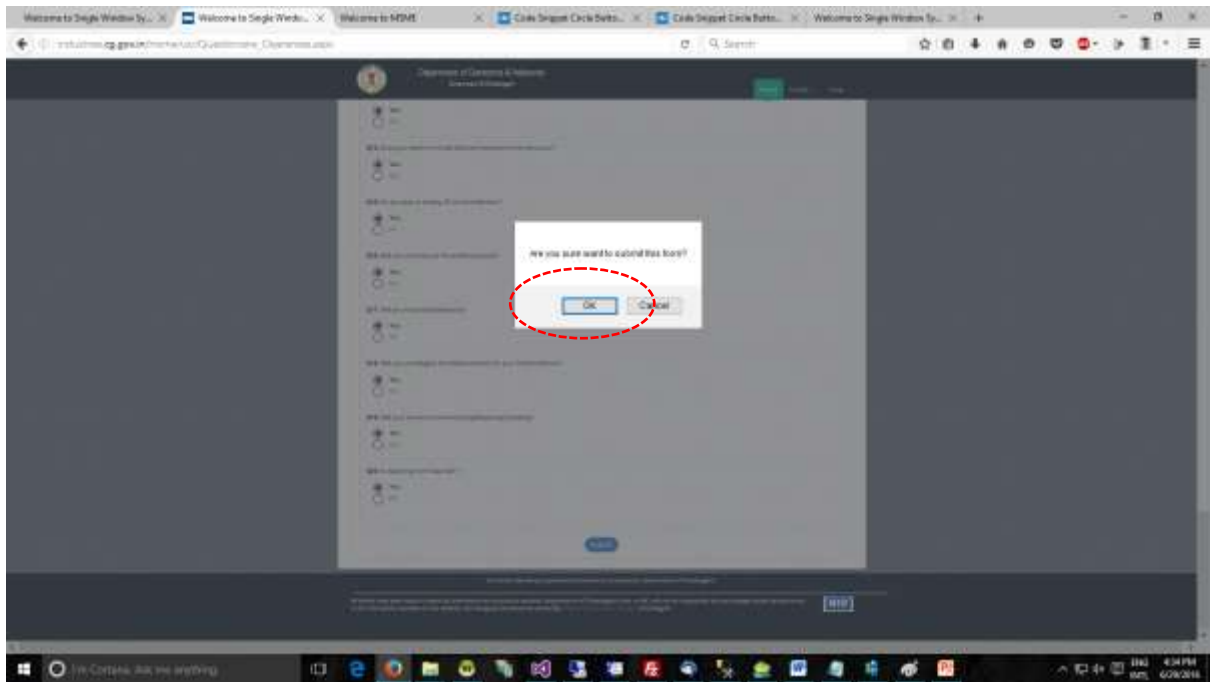
Q18. Do you have any other information to provide?
 Yes
 No

Q19. Do you have any other information to provide?
 Yes
 No

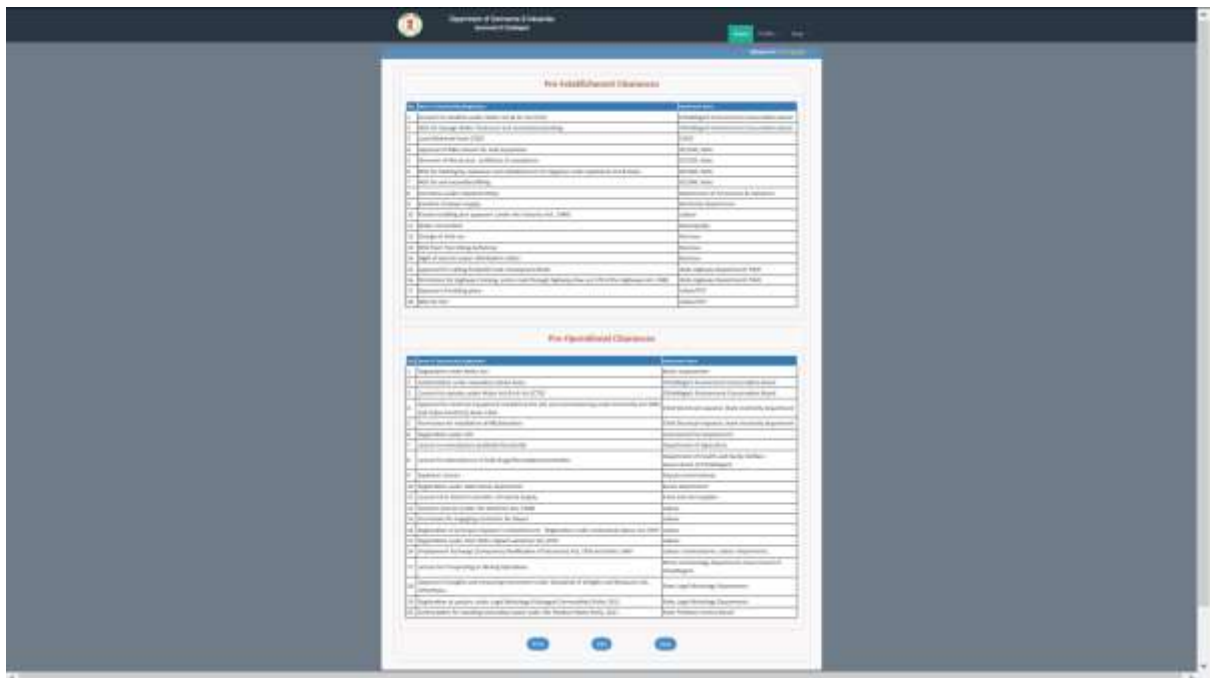
Q20. Do you have any other information to provide?
 Yes
 No

Submit

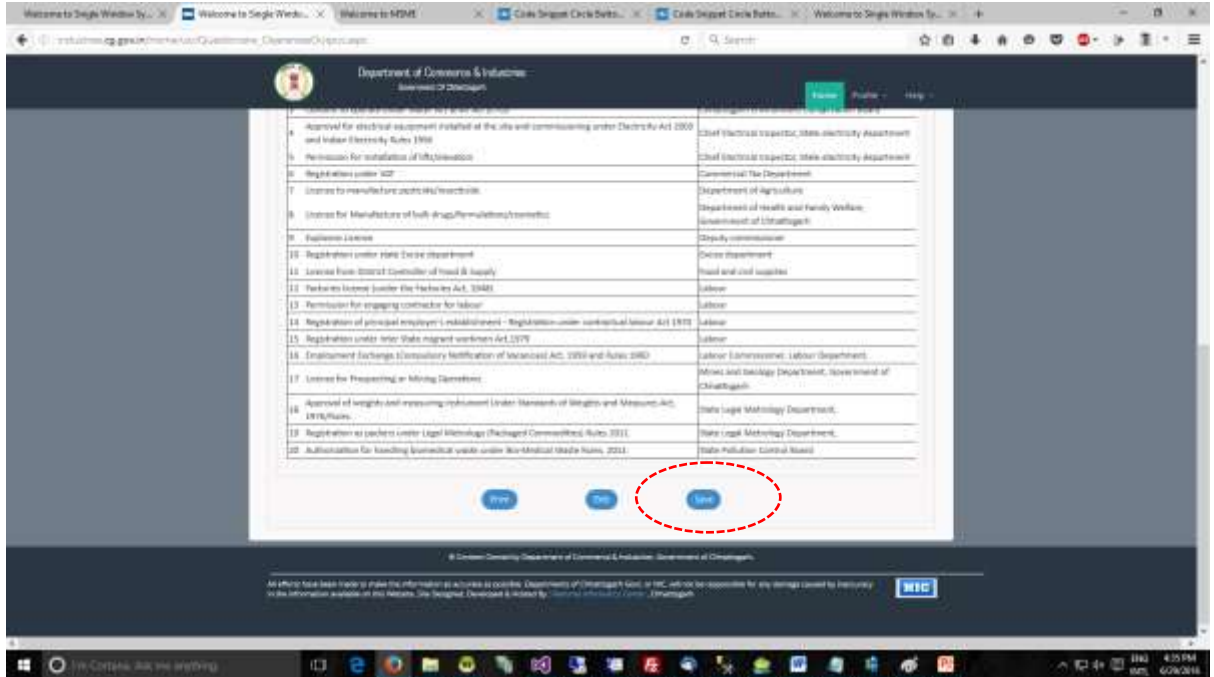
- Click OK on the box if the responses are correct



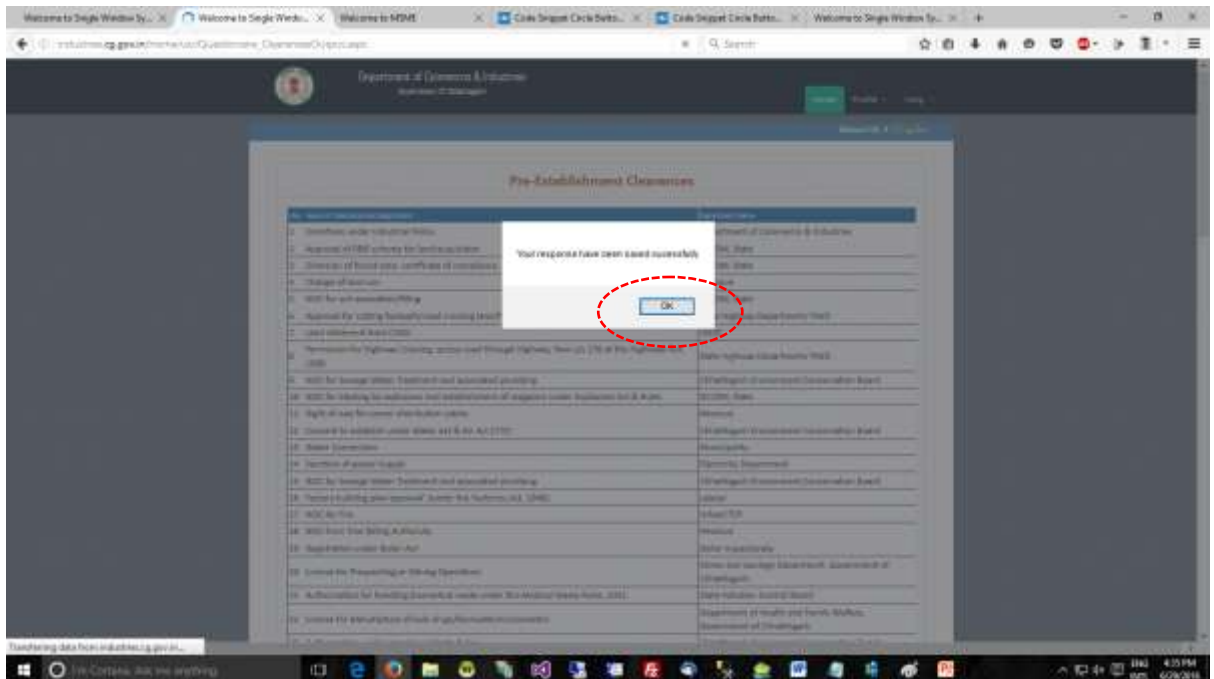
- A list of Pre-Establishment and Pre-Operational Clearance will appear according to the selection in the previous form



- If the list of Pre-Establishment and Pre-Operational Clearances are correct, click on 'Save'



- A box confirming the response will appear. Click OK



1.2 Water Connection Registration

1.2.1 Stepwise Process of Registration through SIPB

- i. The Common Application Form opens listing the Clearances for Pre-Establishment Activities

Department of Commerce & Industries
Government Of Odisha

Udyam Aakanksha No : 11103110232337

Enterprise Home Test Enterprise Welcome Pw&A Dashboard

Pre Establishment Activities Pre Operational Activities

Common Application Forms

S.No.	Clearance	Acknowledgment Number	Status
1	Udyam Aakanksha	11103110232337	Acknowledgement

1. Department of Commerce & Industries

2. Town & Country Planning Department (Urban)

(2.1) Approval of building plans

3. CSIOC

(3.1) Water Connection

To apply for Water Connection, click on "Apply Now"

- ii. The form generated is below. Fill appropriately and click YES for 'I Consent'
- iii. Click Submit

ADMINISTRATOR REPORTS

Home / Apply Online

Online Application

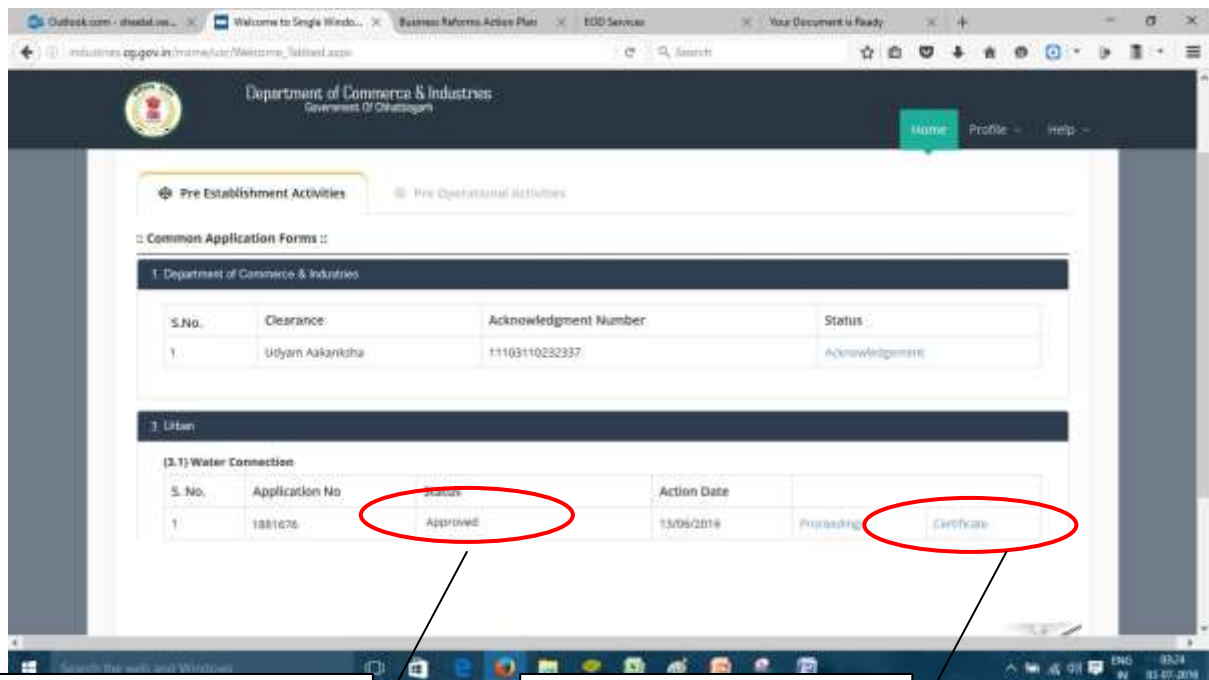
Personal Information * Required

Usage *	Industrial <input type="text"/>	Sub Usage	Private <input type="text"/>
Residence Type *	Own <input type="text"/>		
First Name *	John <input type="text"/>	Middle Name	Ngwenigwenya <input type="text"/>
Last Name *	<input type="text"/>	Father/Husband Name *	<input type="text"/>
Middle *	<input type="text"/>	House No *	<input type="text"/>
Address 1 *	<input type="text"/>		
Address 2	<input type="text"/>		
City *	Beaufort <input type="text"/>	Ward *	Thabakane Let Ward <input type="text"/>
Connection Type *	Existing <input type="text"/>	Already Flow	Yes <input type="text"/>
Already Flow Description	<input type="text"/>		

Cancel Save

1.2.2 Download of the certificates

Status tracking and download of certificate from Single Window dashboard:



Status of application also reflects on the dashboard

Click on "certificate" on the dashboard to download approved certificate