



State Investment Promotion Board, Chhattisgarh

User Guide for Online Registration and Availing Department Services

CHHATTISGARH GOVERNMENT, STATE INVESTMENT PROMOTION BOARD |
Address: Shastri Chowk,
Raipur (C.G.)-492001
Phone: 0771-4066351,52
Email: dtic-directorate.cg@gov.in

Table of Contents

1	About the Department.....	2
1.1	Registration Single Window	2
1.2	Renewal of Consent to Operate under Water Act & Air Act	8
1.2.1	Stepwise Process of Registration through SIPB	8
1.2.2	Online Payment of fees.....	9
1.2.3	Download of the certificates.....	11

1 About the Department

The State Investment Promotion Board of Chhattisgarh aims to promote industrial investments in the State of Chhattisgarh, by vesting certain rights specified herein, in a person or persons including bodies, corporate, intending to make investments in various economic sectors for furthering industrial and economic growth; and to empower an agency or agencies designated by the State for facilitating such investments by making processes and procedures transparent and mutually beneficial, in the best interests of the investors and the State of Chhattisgarh and further, to cast certain obligations and responsibilities on such agencies to perform functions entrusted to them within specified period.

1.1 Registration Single Window

For availing the facility of online services of various department of Chhattisgarh, users will have to register online. An e-dashboard will be generated for the user from which the services of Labour Department can be availed.

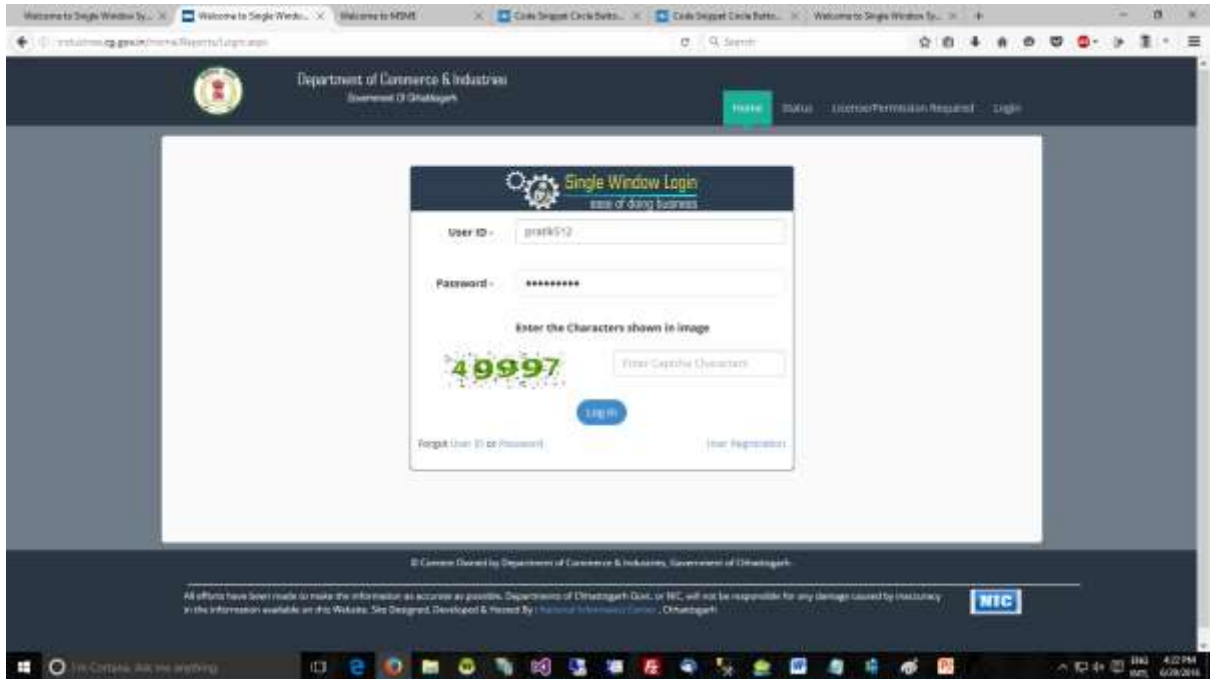
Stepwise process for availing Single Window Services:

Step 1 User Registration: User registers himself once with Single window (SW) and creates an account.

- Go to <http://industries.cg.gov.in/> and click on Single Window Login

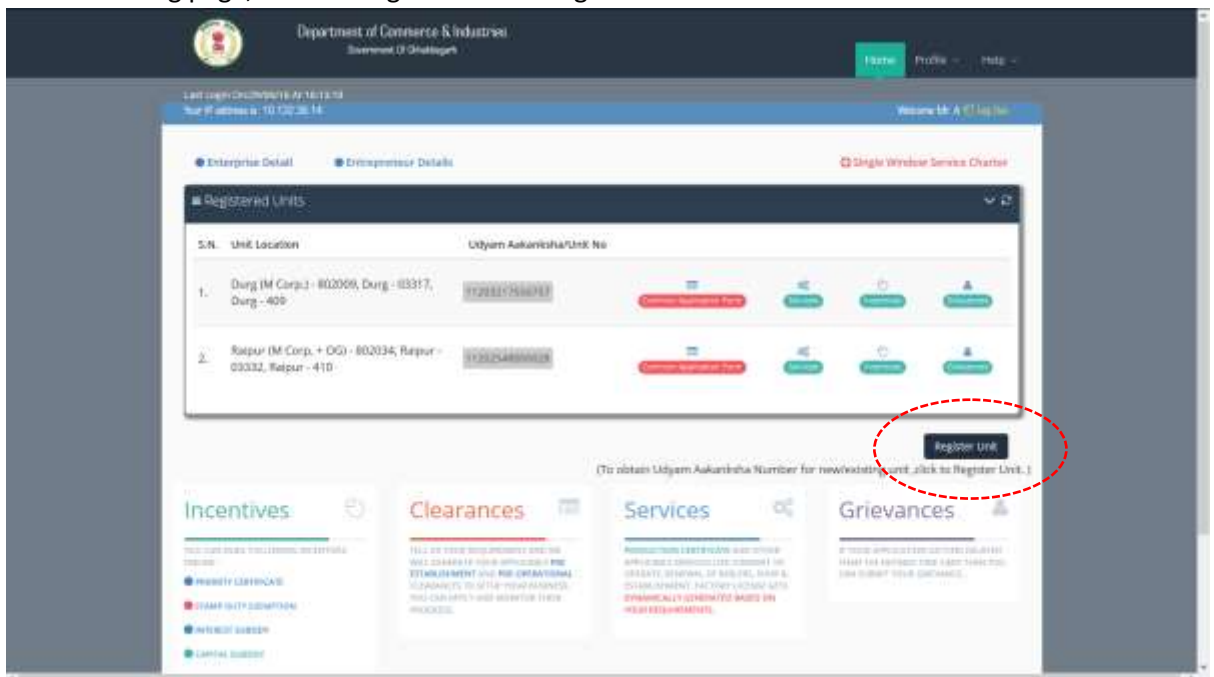


- Login on Single Window System by using the User ID and Password

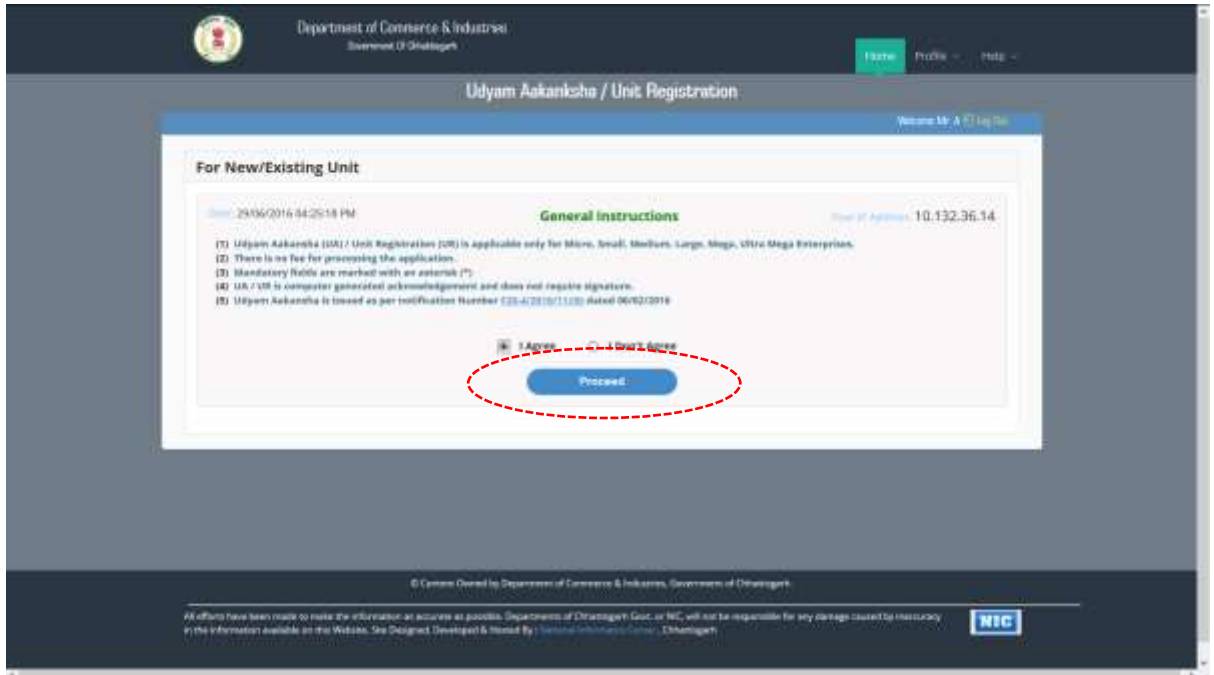


Step 2 Unit Registration: User can register their units after logging into the Single Window.

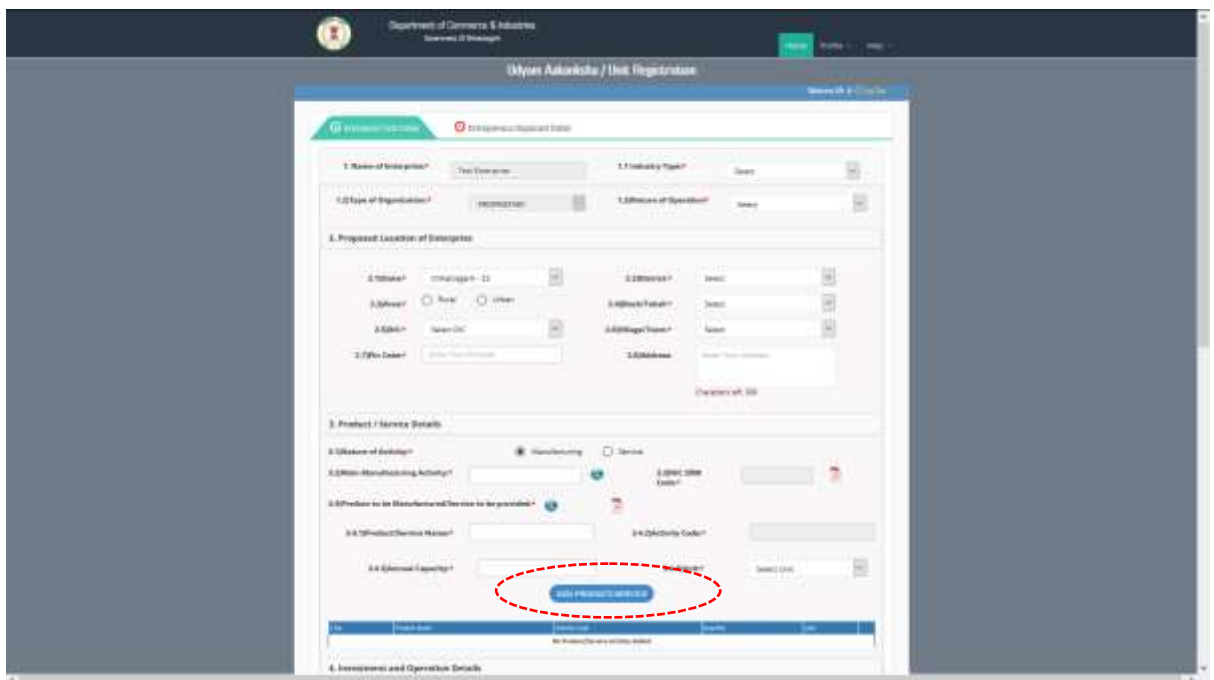
- On the landing page, click on Register Unit to register a new unit



- For New/Existing Unit, read the terms and click on 'I Agree' to Proceed



- On Enterprise/Unit Detail, fill the required details
- Fill the details on product/Service and click on 'Add Product/Service'



- Fill the other details and click on 'Save & Continue'

Department of Commerce & Industries
Services of Investors

ADD PROJECT DETAILS

4. Investment and Operation Details

(All investment entry fee amount is 1.44%)

4.1 Land? 4.2 Building? 4.3 Other?

4.4 Water Supply? 4.5 Electricity Installation?

4.6 Plant & Machinery (including manufacturing equipment)? 4.7 Other Plant?

4.8 Proposed Investment in Fixed Assets (I.1+I.2+I.3+I.4+I.5+I.6+I.7)?

4.9 Capacity of Equipment?

4.10 Average Daily (P. per)?

4.11 Proposed Schedule of Installation of Plant & Machinery / Equipment?

4.12 Expected Schedule of Commencement of Production/Service Activity?

4.13 Power Load (per/annum)?

4.14 Any Other Source of Energy? Yes No

5. Proposed Employment

5.1 Administrative & Managerial Posters? 5.2 Skilled Labour? 5.3 Unskilled Labour?

Save & Continue **Go Back**

➤ On Entrepreneurial/Applicant Detail tab, fill the required details and click 'Save & Continue'

Department of Commerce & Industries
Services of Investors

Myres Aukarika / New Registration

6. Communication Address of Entrepreneur Proposed owner Enterprise Other

6.1 Block No./Sector No.? 6.2 Street/Block Name?

6.3 Pincode? 6.4 Pin Code?

6.5 State? 6.6 District?

6.7 Village No.? 6.8 Ward/Local No.?

7. Entrepreneur Details

7.1 Name? 7.2 Gender? 7.3 State? 7.4 Category?

7.5 Education Level? 7.6 Date of Birth? 7.7 Sex?

7.8 Marital Status? 7.9 Family Registration?

Join


8. Applicant Details

8.1 Name of Applicant? 8.2 Mobile Number?

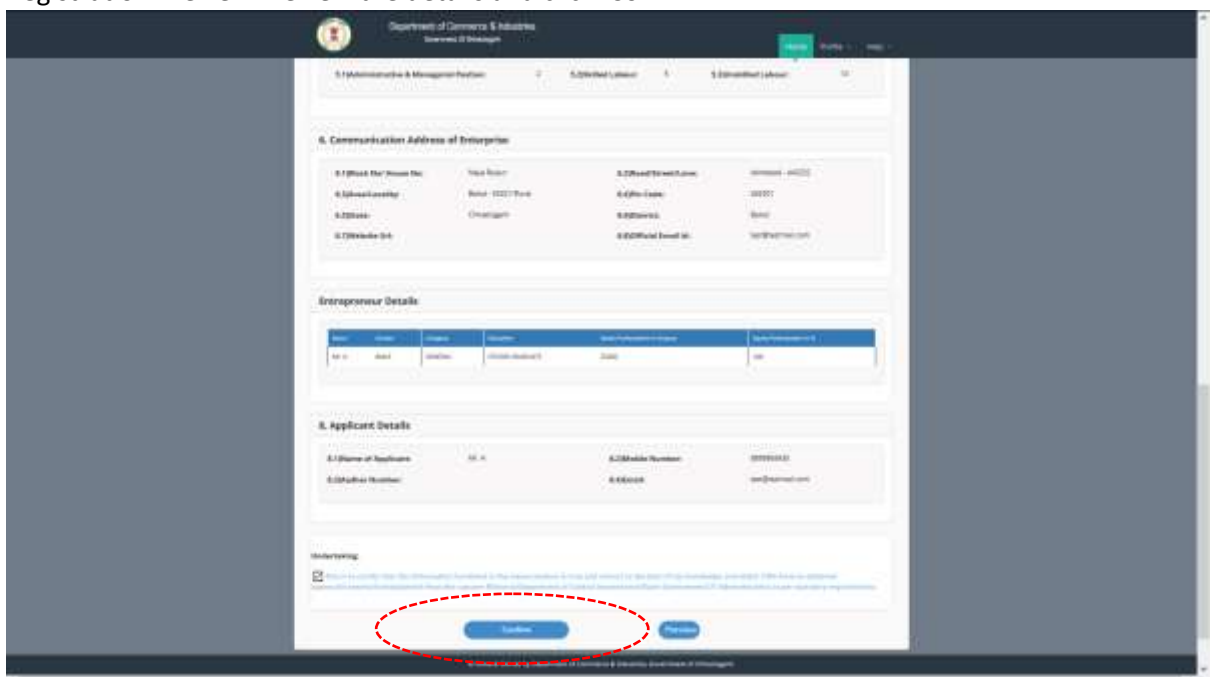
8.3 Office Number? 8.4 Email?

Save & Continue **Go Back**

- An acknowledgement is generated with the Udyam Aakansha/Unit No.

For: New Industry		Reference No:- 1464142118		
DISTRICT TRADE & INDUSTRIES CENTRE, DURG				
Udyam Aakansha / Unit No.		Issue Date :- 13/06/2016		
1 1 2 0 3 2 1 7 5 5 0 7 5 7		Validity:- 12/06/2018		
UDYAM AAKANKSHA / UNIT NO. (ACKNOWLEDGEMENT)				
This is to certify that M/S TEST ENTERPRISE has filed Udyam Aakansha,expressing its intent to set up a SMALL - MANUFACTURING ENTERPRISE AT VILLAGE - DURG (M CORP) IN TEHSIL DURG OF DISTRICT DURG IN THE STATE OF CHHATTISGARH , PIN - 492005				
Main manufacturing/ Service activity		NIC 2008 Code		
MANUFACTURE OF CHOCOLATE AND CHOCOLATE CONFECTIONERY		10732		
Details of item/items to be manufactured/ service to be provided				
S.No	Items of manufacture/ Type of service to be rendered	Activity Code	Capacity	Unit
1	Chocolate and other food preparations containing cocoa (except sweetened cocoa powder), in bulk forms	2365000	100	Tonne
Disclaimer:-				
This acknowledgement is generated on the basis of information provided by the applicant and has not been verified.				
Note:-				
This acknowledgement is issued subject to notification F20-4/2016/11/(6) dated 06/02/2016 regarding the significance				
1. implications and legal status of filing of Udyam Aakansha / Unit No.(copy of notification is available on website http://industries.cg.gov.in).				
2. This is computer generated acknowledgement and does not require signature.				
The issue of this acknowledgement does not bestow any legal right. The enterprise is required to seek requisite				
3. clearances/licences/Permits required under statutory obligation stipulated under laws of central/ State Government/ court orders.				
4. Unit Id is to be quoted for all future communication with department.				
				

- After generation of acknowledgement, user will be redirected to Udyam Aakansha/Unit Registration Preview. Review the details and click 'Confirm'

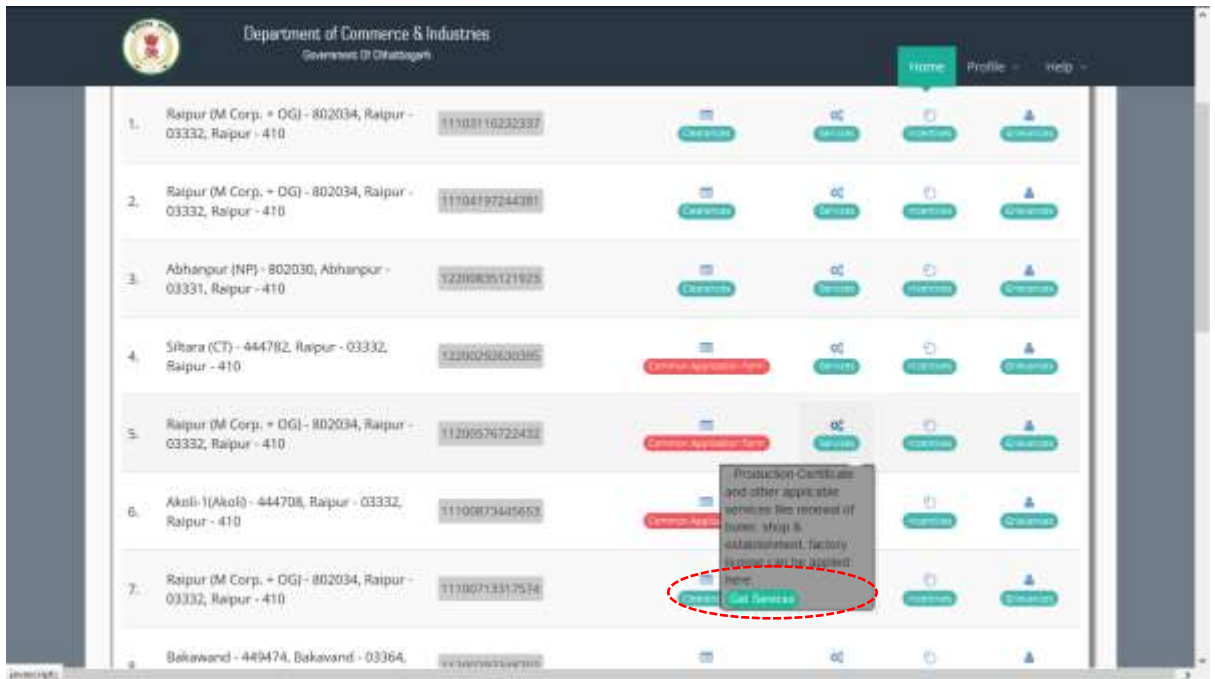


The screenshot displays the 'Udyam Aakansha/Unit Registration Preview' page. The page is divided into several sections:

- 8. Communication Address of Enterprise:** This section contains fields for Name, Pin, State, District, Block, and Village, along with contact information like mobile and email.
- Entrepreneur Details:** A table showing details for the entrepreneur, including name, address, and contact information.
- 9. Applicant Details:** This section contains fields for the name of the applicant, their address, and contact information.

At the bottom of the page, there are two buttons: 'Confirm' and 'Cancel'. The 'Confirm' button is highlighted with a red dashed oval.

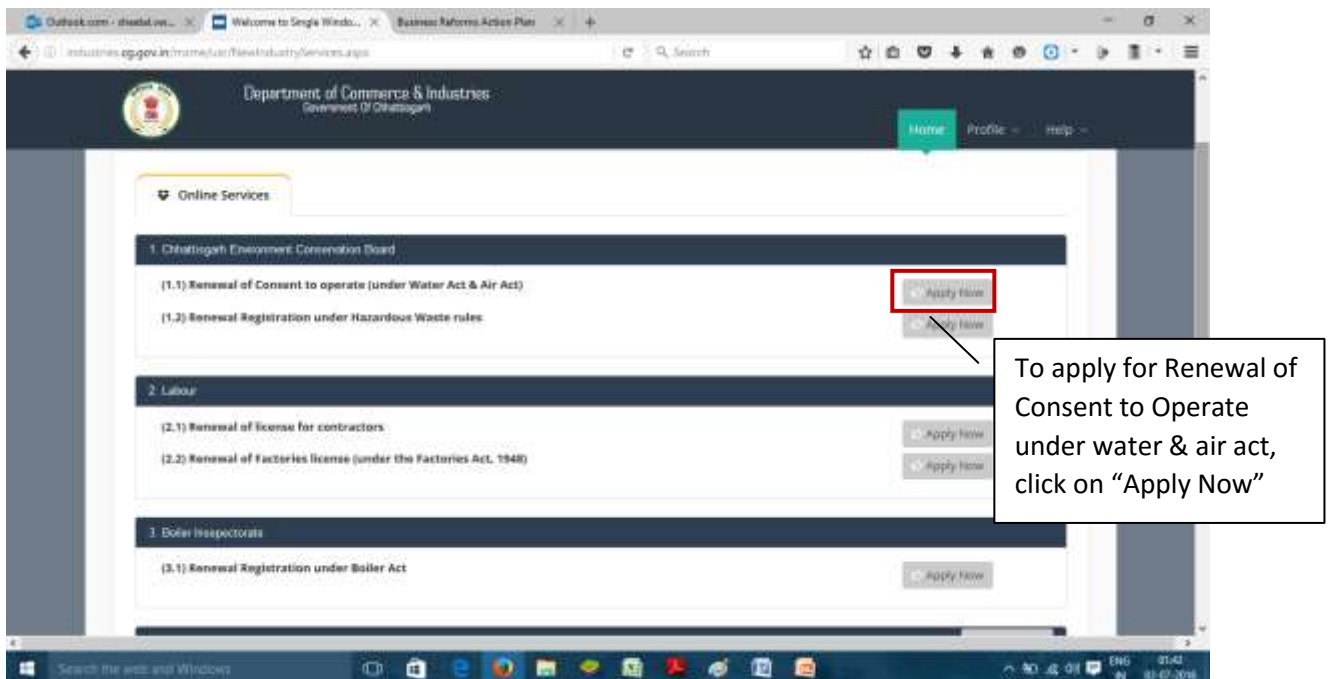
- Click on 'Services'



1.2 Renewal of Consent to Operate under Water Act & Air Act

1.2.1 Stepwise Process of Registration through SIPB

- i. Under "Services" TAB, Renewal of Consent to Operate (under Water Act & Air Act) is given. Click on "Apply Now" for renewal



- ii. Fill all the details as required in all tabs

Industry Details

Industry Name: (Industry name max 250 char)

Category: (category e.g. red/orange/green)

Industry Type: (select appropriate industry type)

Other Industry Type Detail : (maximum 250 characters)

Status: (e.g. operational/proposed/closed)

Commissioning Year: (e.g. 2002)

Registration/License No.: (reg/license no of industry)

Capital Investment of Plant & Machinery: (capital investment of plant & machinery)

Capital Investment: (capital investment)

Address: (address where industry is established)

City: (city industry address)

Pin: (pin of address locality)

I.T.D. Code(Phone): (std code of phone no)

Phone No.: (phone no upto 8 characters)

Fax Code: (std code of fax no)

Fax No. : (fax no upto 8 characters)

E-Mail Address: (e.g. info@abc.com)

Do You Want To Save The Application as Completed In Progress

- iii. After filling all the details, please select “Completed radio button” and then select “Save”
- iv. Online payment of applicable fees

1.2.2 Online Payment of fees

- i. Click on “make payment” tab to pay applicable fees online. A page as shown below will appear:

Make Payment

Please verify your Details

Application Id :	109266
Applied For :	CTO - both - reNew
PRN No. :	136765608
Payable Amount(in Rs.) :	1000.0 ₹

Select your payment mode and click 'Submit'

- e-Wallet (NEFT/RTGS)
- Net Banking/Credit/Debit Cards

[Terms and Conditions](#)

Pollution Control Board, Copyright © 2009 All Rights Reserved NIC India

- ii. There are two modes of online payment available:
 - i) e-wallet (NEFT/RTGS)
 - ii) Net Banking/Credit/Debit Cards

Manage e-Wallet

Select your Option and click 'Submit'

- Balance Check
- Add Amount to your e-Wallet
- Refund Your e-Wallet

Submit Exit

Chattisgarh Environment Conservation Board

Pay using

For MasterCard, please enter Copy Date and CVV no. if available or else ignore and proceed.

Credit card Debit card

Select Credit Card Option : -Select-

PAY NOW

[Cancel](#)

Your transaction is processed through a secure 256-bit https internet connection based on secure socket layer technology. For security purposes, your following details have been logged:
IP address 95.95.119.224 and access time: Tue Jun 28 11:06:27 2016.

Copyright © 2014 TechProcess Payment Services Ltd. All rights reserved.

- iii. Pay online using your desired mode of payment.
- iv. After payment is made successfully, application will be submitted.
- v. To calculate the fee, please use the online fee calculator on the homepage of <http://cgocmms.nic.in/>. See screenshot below:

Fee Calculator ↓

Consent Type: CTE CTO

Consent For: Air Water Both

Consent: New Renew

Capital Investment (in Lakhs):

Consent Fee: ₹

Calculate

1.2.3 Download of the certificates

Status tracking and download of final signed certificate from the Single Window

The screenshot displays the Department of Commerce & Industries website. The main content area is titled 'Online Services' and is divided into two sections: '1. Chhattisgarh Environment Conservation Board' and '2. Labour'. Under section 1, there is a sub-section '(1.1) Renewal of Consent to operate (under Water Act & Air Act)'. A table lists applications with columns for 'S. No.', 'Application No.', 'Status', and 'Action Date'. The first row shows an application with S. No. 1, Application No. 1881888, Status 'Approved', and Action Date 18/06/2016. A 'Certificate' button is visible next to this row. Under section 2, there are sub-sections '(2.1) Renewal of license for contractors' and '(2.2) Renewal of Factories license (under the Factories Act, 1948)', each with an 'Apply Now' button. Two callout boxes are present: one pointing to the 'Approved' status in the table, and another pointing to the 'Certificate' button.

S. No.	Application No.	Status	Action Date
1	1881888	Approved	18/06/2016

Callout 1: Status of application also reflects on the dashboard

Callout 2: Click on "certificate" on the dashboard to download approved certificate